



JOTUN

JOTAFLOOR

Superior Floor Coatings



EASY PAINTING GUIDE FOR CONCRETE FLOORS

FOR LIGHT AND MEDIUM TRAFFIC CONDITIONS

JOTUN WORLDWIDE

Jotun is a global leader in paints and coatings. We have 74 companies and 40 production facilities in all continents. In addition, Jotun has agents, branch offices and distributors in more than 80 countries.

Renowned for quality, Jotun is a leading manufacturer and supplier of high performance coatings. The protection and decoration of concrete projects is an area of particular expertise for Jotun. By combining investment, proven technology and innovative solutions, Jotun has earned a wealth of practical knowledge in the successful protection of concrete structures located throughout the world.

JOTAFLOOR FOR DISTRIBUTORS

Protective, Decorative or Marine Distributors often receive enquiries for painting workshops, garages, factory floors and other commercial areas exposed to light and medium traffic. Such enquiries are normally generated by maintenance companies, contractors, facility management companies, applicators or the asset owners themselves.

This brochure is an easy to use painting guide for coating new and existing concrete floors. Topics include surface preparation, painting tools, selection and application of the recommended paint systems.

WAREHOUSES



TECHNICAL ROOMS



SERVICE AREAS



PRODUCTION AREAS



AREAS OF USE

SHOPS/SHOWROOMS



FABRICATORS



WORKSHOPS/GARAGES



SURFACE PREPARATION

This is the most important phase of a floor coating project. A proper surface preparation will help secure a good bonding between the substrate and the coating system. Good surface preparation will remove laitance, curing compounds, contamination and give the surface profile. Vacuum clean the surface before paint application starts.

MECHANICAL GRINDING

Will give a suitable profile for paint systems up to 300 (μm) DFT. (Recoating of existing floor surfaces require only a matt surface).


DIAMOND DISK GRINDING

The most effective method.

Modern captive grinders have a vacuum unit docked to the machine and is used to remove the dust generated during and after cleaning.



Water drops not absorbed by the concrete substrate indicate lack of preparation or contamination.



Laitance

After removal of laitance the colour of the concrete will be darker.

Tip

Pour some water on the floor after surface preparation. If the water is absorbed, then it is ready for the Jotafloor Sealer.

Reminder

- The correct surface preparation of the concrete floor is crucial for applying Jotafloor products.
- Concrete substrates need to be cured, sound, clean, dry and free from any form of contamination such as laitance, loose particles, oil, grease, curing compounds, shuttering oil and others. This can be achieved by mechanical means.
- Unsound concrete, blowholes, pinholes and other surface defects should be repaired using an approved repair material (Jotun Epoxy Filler).

SURFACE PROPERTIES

FOR NEW CONCRETE FLOORS

Maximum moisture content for coating concrete floors is 4%. The concrete normally needs 4 weeks to cure. All contamination on the surface will affect the bonding between the concrete and the floor coating system and have to be removed.

Tip

Tape a plastic sheet 1m x 1m on top of the concrete. Wait for 24 hours before removing the sheet. Dark patch after the sheet has been removed indicates high moisture content and will not be suitable for any coating.

FOR OLD UNCOATED CONCRETE FLOORS

Before working on an old, uncoated concrete you should check for contamination such as oil, grease and chemicals.

Tip

Look for dark patches that indicate contamination. Spray water on it and see if it's absorbing the liquid. Contamination should be removed by the use of a proprietary chemical degreaser.

NEW CONCRETE FLOORS

	Sealer	DFT Dry Film Thickness (µm)	Filler	Topcoat	DFT Dry Film Thickness (µm)	Topcoat	DFT Dry Film Thickness (µm)
Premium	Jotafloor Sealer	40	**	Jotafloor PU Topcoat	70	Jotafloor PU Topcoat	70
Standard	Jotafloor Sealer	40	**	Jotafloor Topcoat	50	Jotafloor Topcoat	50
Economic	Jotafloor Rapid Dry*	40	**	Jotafloor Rapid Dry	40	Jotafloor Rapid Dry	40
Environment	Jotafloor Rapid Dry WB	30	**	Jotafloor Rapid Dry WB	35	Jotafloor Rapid Dry WB	35

OLD UNCOATED CONCRETE FLOORS

	Sealer	DFT Dry Film Thickness (µm)	Filler	Topcoat	DFT Dry Film Thickness (µm)	Topcoat	DFT Dry Film Thickness (µm)
Premium	Jotafloor Sealer	40	Jotun Epoxy Filler	Jotafloor PU Topcoat	70	Jotafloor PU Topcoat	70
Standard	Jotafloor Sealer	40	Jotun Epoxy Filler	Jotafloor Topcoat	50	Jotafloor Topcoat	50
Economic	Jotafloor Rapid Dry*	40	Jotun Epoxy Filler	Jotafloor Rapid Dry	40	Jotafloor Rapid Dry	40
Environment	Jotafloor Rapid Dry WB	30	Jotun Epoxy Filler	Jotafloor Rapid Dry WB	35	Jotafloor Rapid Dry WB	35

Tip

All paint products need time to cure. To prevent any damages on the paint surface, avoid any stress on the surface. Jotafloor Sealer can be used as dust binder at 50 µm.



FOR EXISTING FLOORS/RECOATING

Make sure that the surface is free of contamination. Remove any contamination with use of a chemical degreaser.

Surface preparation: Mechanical grinding will create a matt surface and good profile to have a good adhesion for the new coating. Vacuum clean the surface before application starts.

Spots of bare concrete: Use Jotafloor Sealer 40 DFT

Concrete Repairs: Use Jotun Epoxy Filler

Topcoat: See table below

Tip

Use a knife to cut a cross section in the existing coating, press a tape of good quality over the cross, remove the tape by an angle of 45 to 90°. If the paint is easy to remove it indicates bad adhesion between the existing coating and the surface. Therefore, this coating system should be removed.

RECOATING CONCRETE

	Sealer	DFT Dry Film Thickness (µm)	Filler	Topcoat	DFT Dry Film Thickness (µm)	Topcoat	DFT Dry Film Thickness (µm)
Premium	**		Jotun Epoxy Filler	Jotafloor PU Topcoat	70	Jotafloor PU Topcoat	70
Standard	**		Jotun Epoxy Filler	Jotafloor Topcoat	50	Jotafloor Topcoat	50
Economic	**			Jotafloor Rapid Dry	40	Jotafloor Rapid Dry	40
Environment	**		Jotun Epoxy Filler	Jotafloor Rapid Dry WB	35	Jotafloor Rapid Dry WB	35

NEW TIMBER

	Sealer	DFT Dry Film Thickness (µm)	Filler	Topcoat	DFT Dry Film Thickness (µm)	Topcoat	DFT Dry Film Thickness (µm)
Standard	Jotafloor Rapid Dry*	40		Jotafloor Rapid Dry	50	Jotafloor Rapid Dry	50
Environment	Jotafloor Rapid Dry*	30		Jotafloor Rapid Dry WB	35	Jotafloor Rapid Dry WB	35

REPAINTING COATED TIMBER

	Sealer	DFT Dry Film Thickness (µm)	Filler	Topcoat	DFT Dry Film Thickness (µm)	Topcoat	DFT Dry Film Thickness (µm)
Standard				Jotafloor Rapid Dry	50	Jotafloor Rapid Dry	50
Environment				Jotafloor Rapid Dry WB	35	Jotafloor Rapid Dry WB	35

Tip

Jotafloor products are ready for use and normally do not require dilution. If it is needed, maximum dilution is 5%. Excess dilution will produce a lower thickness of the paint on the concrete floor, bad coverage of the surface and will effect the performance of the coating system.

*Dilute Jotafloor Rapid Dry 20-30% with Jotun Thinner No 7 to be used as a sealer. **Apply only Jotafloor Sealer on bare concrete spots.

TOOLS

To successfully carry out the application of Jotafloor products, it is necessary to use high quality equipment that is designed for this particular purpose.

BRUSH



ROLLER









SPRAY



Tip

Remove loose fibre from the roller with the use of a masking tape. Roll the masking tape around. Remove the tape. Wash the roller with water.

TOOLS FOR FLOOR COATING

Product Name	Mixing Equipment	Hand Tools	Roller	Nozzle Tip	Cleaning/ Thinning
					
Jotafloor Sealer	Mixer	Brush	Medium pile	0.018-0.023"	Thinner No. 17
Jotafloor Topcoat	Mixer	Brush	Fine pile	0.018-0.023"	Thinner No. 17
Jotafloor PU Topcoat	Mixer	Brush	Fine pile	0.015-0.021"	Thinner No. 10
Jotafloor Rapid Dry	Mixer	Brush	Fine pile	0.017-0.019"	Thinner No. 7
Jotafloor Sealer WB		Brush	Medium pile	0.015"	Water
Jotafloor Rapid Dry WB		Brush	Fine pile	0.017-0.019"	Water
Jotun Epoxy Filler	Mixer or trowel	Trowel/putty knife			Thinner No. 17

Tip

You need

Masking tape, paper/plastic to cover, putty knife, gloves, mask, drill for mixing.

Tip

Roller has short life

If you use a roller it will naturally lose fibre and shrink. Change the roller before it effects the application, spreading rate and makes patterns or stripes on the topcoat.

THE JOTAFLOOR RANGE

HERE YOU WILL FIND SOME SELECTED PRODUCTS

JOTAFLOOR SEALER

- Provides an effective sealing of the concrete surface
- Good adhesion to the concrete surface
- Water resistant
- Good chemical resistance

JOTAFLOOR RAPID DRY

- Fast drying
- Good abrasion resistance
- Can be tinted on MCI – instant service

JOTAFLOOR SEALER WB*

- Fast drying
- Better penetration and sealing of the substrate through nano sized particles
- Water borne

JOTAFLOOR RAPID DRY WB*

- Quick drying
- High abrasion resistant nano acrylic topcoat
- Antibacterial properties
- Variety of colours (can be tinted on MCD)
- Water borne

JOTAFLOOR TOPCOAT

- Durable, hard wearing epoxy coating for concrete floors
- Can be tinted on MCI – instant service
- Good chemical resistance

JOTAFLOOR NON-SLIP AGGREGATE

- Hard wearing aggregate
- Applied in combination with Jotafloor products to give non-slip finish

JOTAFLOOR PU TOPCOAT

- Durable high gloss polyurethane topcoat for concrete floors
- Excellent resistance to dirt pick up and grease
- Can be tinted on MCI - instant service
- VOC compliant
- Excellent chemical resistance and gloss retention

JOTUN EPOXY FILLER

- Covers up surface imperfections, cracks and undulations
- Can be applied in thick coats
- No shrinkage after filling
- Provides a tough, scratch proof surface after curing
- Solvent-free - approximately 100% solids

*Distribution only in the Middle East.

Visit www.jotun.com to find more information on the Jotafloor product range.
Please refer to product sheets for further technical details.

JOTUN MULTICOLOR TINTING SYSTEMS

Jotun is known to offer thousands of colours. However, for concrete floors there will be a limited colour range as concrete is alkaline, can be exposed to sunlight (UV) and spillage of chemicals. Hence Jotun has come up with colours that are alkaline, chemical and UV resistant. Use the Distributor/MCI Color fan to select the right colours.

The topcoats featured in this brochure - Jotafloor Rapid Dry solvent borne, Jotafloor Topcoat and Jotafloor PU Topcoat can be tinted on a MCI (Multicolor Industry) tinting machine whereas Jotafloor Rapid Dry WB can be tinted on a MCD (Multicolor Decorative) tinting machine. In certain markets around the world, Jotun Distributors/Dealers have both MCD and MCI machines, especially in many parts of the Middle East and some parts of Asia.

Disclaimer: The information in this brochure is given to the best of our knowledge based on laboratory testing and practical experience. However, as the product is often used under conditions beyond our control, we cannot guarantee anything but the quality of the product itself. We reserve the right to change the given data without notice. Jotun is a Worldwide company with factories, sales offices and stocks in more than 80 countries. For your nearest local Jotun address please contact the nearest regional office or visit our website at www.jotun.com

Jotun worldwide

Jotun Coatings and Jotun Paints
Divisions of Jotun A/S

Legal Jotun entities world wide are listed.
For details of Branch offices and Jotun
representation in countries not listed,
please visit www.jotun.com

AUSTRALIA

Jotun Australia Pty. Ltd.,
P.O.Box 105, Altona North,
9 Cawley Road,
BROOKLYN, VIC 3025
Tel: +61 3 9314 0722
Fax: +61 3 9314 0423

BRAZIL

Jotun Brasil Ltda.
Av Santa Luzia, 2084 - Santa Luzia
24.722-315 São Gonçalo
RIO DE JANEIRO
Tel: +55 21 2776 1313
Fax: +55 21 2776 2263

P.R. of CHINA

Jotun Coatings (Zhangjiagang) Co. Ltd.
Jotun COSCO Marine Coatings (Qingdao) Co. Ltd.
Floor 20, Jiu Shi Mansions,
No. 28 Zhong Shan Road (South)
SHANGHAI 200010
Tel: +86 21 6333 080 0
Fax: +86 21 6326 968 6

Jotun Coatings (Zhangjiagang) Co. Ltd.
Jotun COSCO Marine Coatings (Qingdao) Co. Ltd.
Room 709-12, Goldlion Digital Network
Centre, 138 Tiyu Road East,
GUANGZHOU, 510620
Tel: +86 20 38 78 07 49
Fax: +86 20 38 78 19 66

HONG KONG

Jotun COSCO Marine Coatings (H.K.) Ltd
Room 1208, 12/F, Stanhope House
734 King's Road, Quarry Bay
HONG KONG
Tel: +852 2527 6466
Fax: +852 2861 1307

DENMARK

Jotun Danmark A/S Jotun Coatings
Columbusvej 5, 2860 Søborg,
COPENHAGEN
Tel: +45 4492 9400
Fax: +45 4492 9401

EGYPT

El Mohandes Jotun S.A.E.
El Sheikh Aly Gad El Haq Street
Florida Mall, Masaken Sheraton - 4th Floor
CAIRO
Tel: +20 2265 1800
Fax: +20 2265 1801

FINLAND

Nor-Maali OY, Vanhatie 20, 15240 LAHTI
Tel: +358 3 874 650
Fax: +358 3 874 6550

FRANCE

Jotun France S.A.
22/24 Rue du President Wilson, Bat. A 92300
LEVALLOIS PERRET
Tel: +33 1 4519 3882
Fax: +33 1 4519 3894

GERMANY

Jotun (Deutschland) GmbH
Haferweg 38
22769 HAMBURG
Tel: +49 40 851 960
Fax: +49 40 856 234

GREAT BRITAIN

Jotun Paints (Europe) Ltd.
Stather Road, Flixborough,
SCUNTHORPE DN15 8RR
Tel: +44 1724 400 000
Fax: +44 1724 400 100

GREECE

Jotun Hellas Ltd.
Skouze 26 Str., PIREAUS 18536
Tel: +30 210 42 85 980-82
+30 210 42 86 035-37
Fax: +30 210 42 85 983

INDIA

Jotun India Pvt Ltd.
204 & 205 Ascot Centre,
Sahar Road, Andheri (East)
MUMBAI 400 099
Tel: +91 22 2822 4600
+91 22 2820 5900 (+fax)
Fax: +91 22 2820 5900

INDONESIA

P.T. Jotun Indonesia Paints and Chemicals
Kawasan Industri MM2100
Blok KK-1, Cikarang Barat
Bekasi 17520
Tel: +62 21 8998 2657
Fax: +62 21 8998 2658

IRELAND

Jotun (Ireland) Ltd.,
Unit K7, Marina Commercial Park,
Centre Park Road, CORK
Tel: +353 214 965955
Fax: +353 214 965992

ITALY
Jotun Italia S.P.A.
Via Petronio, 8, Zona Ind. Noghère
34147 - MUGGIA (TRIESTE)
Tel: +39 040 23 98204
Fax: +39 040 23 98222

KOREA (SOUTH)

Chokwang-Jotun Ltd.
30th Block Jisa Science Park,
1205 Jisa-dong, Gangseo-gu,
BUSAN 618-230
Tel: +82 517 976 000
Fax: +82 517 117 735

LIBYA

Jotun Libya J.S.Co
Al Mumtaz Imp. of Paints and Equipm. Co.
P.O. Box 6850, Hail Al Andalous district,
TRIPOLI
Tel: +218 214777811
Fax: +218 214780718

MALAYSIA

Jotun (Malaysia) Sdn. Bhd
Lot 7 Persiaran Perusahaan, Section 23,
P.O. Box 7050, 40700 SHAH ALAM
Tel: +60 351 235 500
Fax: +60 351 235 632

THE NETHERLANDS

Jotun B.V.
Postbus 208
3200 AE SPIJKENISSE
Visiting address:
Curieweg 11b, 3208 KJ Spijkenisse
ROTTERDAM
Tel: +31 181 678 300
Fax: +31 181 617 899

NORWAY

Jotun A/S
P.O.Box 2021,
3248 SANDEFJORD
Visiting address:
Hystadveien 167,
3209 Sandefjord
Tel: +47 33 45 70 00
Fax: +47 33 45 79 00

OMAN

Jotun Paints Co. LLC
Rusayl Ind. Estate, Road No.10
P.O. Box 672 Code 111, MUSCAT
Tel: +968 2444 6100
Fax: +968 2444 6105

PAKISTAN

Jotun Pakistan (Pvt.) Limited
Plot no. 2-H, Sector 5
Korangi Industrial Area, KARACHI
Tel: +92 213 5121 491-2
Fax: +92 213 5121 493

POLAND

Jotun Polska Sp.zo.o.
Ul. 10 Lutego 16, 81-364 GDYNIA
Tel: +48 58 555 1515
Fax: +48 58 781 969

RUSSIA

Jotun Paints O.O.O.
Stachek Avenue 57, No.31
198096 ST. PETERSBURG
Tel: +7 81 2332 0080 / 2785 0034
Fax: +7 81 2783 05252

SAUDI ARABIA

Jotun Saudia Co. Ltd.
Jeddah Industrial City, Phase 3,
P.O.Box 34698, JEDDAH 21478
Tel: +966 2635 0535 / 2636 1271
Fax: +966 2636 2483

SINGAPORE

Jotun (Singapore) Pte. Ltd.
11&15 Sixth Lok Yang Road,
Jurong, SINGAPORE 628111
Tel: +65 650 882 88
Fax: +65 6265 7484

SOUTH AFRICA

Jotun Paints South Africa (PTY) Ltd.
Wimbledon Road, P.O.Box 187
BLACKHEATH 7581
Tel: +27 21 905 1070
Fax: +27 21 905 1652

SPAIN

Jotun Iberica S.A.
Poligon Santa Rita, Calle Estatica no. 3,
08755 Castellbisbal, BARCELONA
Tel: +34 937 711 800
Fax: +34 937 711 801

SWEDEN

Jotun Sverige AB
P.O. Box 151, Klangfärgsgatan 13,
421 22 VÄSTRA FRÖLUNDA
Tel: +46 3169 6300
Fax: +46 3169 6397

THAILAND

Jotun Thailand Ltd
Amata Nakom Ind. Estate (BIPII)
700/353 Moo 6 Tumbol
Donhualoh, Amphur Muang
CHONBURI 2000
Tel: +66 38 214 824-6/214 347-51
Fax: +66 38 214 373/375

TURKEY

Jotun Boya San. ve Ticaret. A.S.
Yeni Camlik Caddesi,
Ayaz Sok. No. 2/4, 4. Levent,
ISTANBUL 34418
Tel: +90 21 2279 7878
Fax: +90 21 2279 2549

U. A. E.

Abu Dhabi
Jotun Abu Dhabi (LLC)
P.O.Box 3714, Mussafah
ABU DHABI
Tel: +971 2551 0300
Fax: +971 2551 0232

Dubai

Jotun U.A.E. Ltd. (LLC)
P.O.Box 3671,
Al Quoz Industrial Area
DUBAI
Tel: +971 4339 5000
Fax: +971 4338 0666

USA

Jotun Paints, Inc.
9203 Highway 23, P.O. Box 159,
Belle Chasse, LA 70037
Tel: +1 800 229 3538 /
+1 504 394 3538
Fax: +1 504 394 3726

VIETNAM

Jotun Paints (Vietnam) Co. Ltd.
Song Than Industrial. Zone,
No.1 Street 10,
Di An District, Binh Duong Province
Tel: +84 65 074 2206-9
Fax: +84 65 074 2205

YEMEN

Jotun Yemen Paints Co. Ltd
P.O. Box 70183, Al Alam
ADEN
Tel: +967 2820 546-9
Fax: +967 2249 362



HEAD OFFICE

Jotun A/S
P.O.Box 2021, 3248 Sandefjord,
Norway
Tel: +47 33 45 70 00
Fax: +47 33 45 79 00
www.jotun.com

STAMP FOR DISTRIBUTOR